

1

2

3

4

A

A

B

B

C

C

D

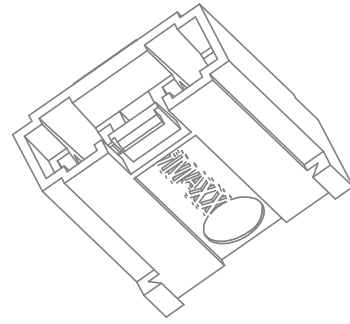
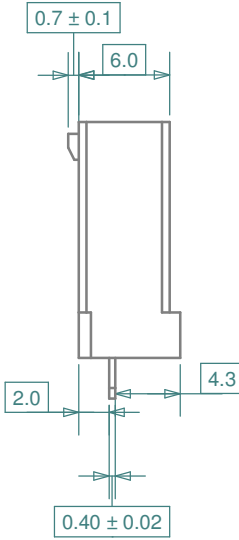
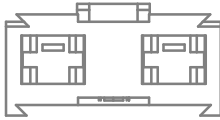
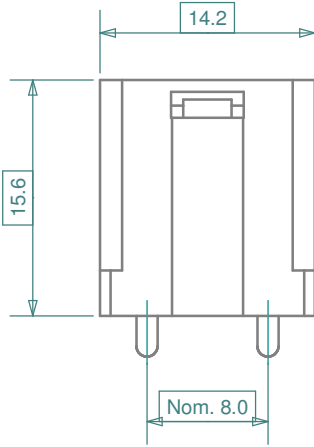
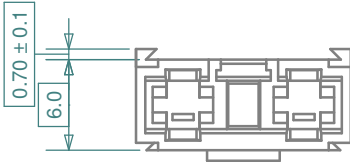
D

E

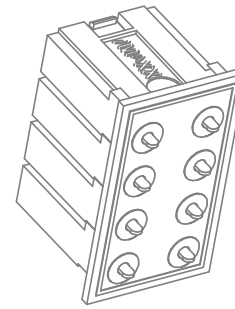
E

F

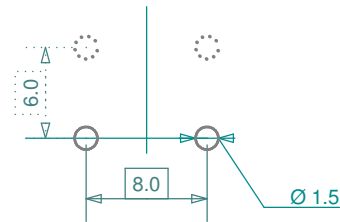
F



3D not to scale



### PCB layout



Note: Holder can be mounted in larger multiples, PCB pin pitch is 6.0 mm

iMaXX ref.	Description	Material
H7810	PCB fuse holder assembled, 2x1 pin	
H7801	Fuse holder body, black	PET GF33 UL 94 V-0
CBX715FL	contact PCB, 1 pin, loose	CuSn, Sn plated

Revisions		Date	Appr.
Date	Type	Drawn	AdH
		Checked	AdH
		Standards	
		Approved	AdH



Scale	2 : 1	Title	H7810 miniOTO PCB fuse holder 1P
Projection		Drawing type	schematic
		Drawing number	H7810 drawing 1
		Sheet	1 of 1
		Layers / Sheet	0 1 2 6 8 9 11 Sheet 01

1

2

3

4